

multiLane 

DATA CENTER TEST SOLUTIONS

Development Kits



TABLE OF CONTENTS

INDEX	3	QSFP-DD	6
Module Testing Kits:	3	Module Testing:	6
Module Compliance Boards		MLDCTS-QDD-Kit1: 400G	6
Adapters & Analyzers Loopbacks		MLDCTS-QDD-Kit2: 800G	7
Port Testing Kits:	4	Port Testing:	8
Host Compliance Boards		MLDCTS-QDD-Kit3: 400G	8
Adapters & Analyzers Loopbacks Active		MLDCTS-QDD-Kit4: 800G	9
Loopbacks		Compliance Testing:	10
Compliance Testing Kits:	5	MLDCTS-Kit5: 800G	11
Module Compliance Boards			
Host Compliance Boards			
Adapters & Analyzers Loopbacks			
OSFP	12	QSFP	18
Module Testing:	13	Module Testing:	19
MLDCTS-OSFP-Kit6: 400G	13	MLDCTS-QSFP-Kit11: 200G	19
MLDCTS-OSFP-Kit7: 800G	14	MLDCTS-QSFP-Kit12: 400G	20
Port Testing:	15	Port Testing:	21
MLDCTS-OSFP-Kit8: 400G	15	MLDCTS-QSFP-Kit13: 200G	21
MLDCTS-OSFP-Kit9: 800G	16	MLDCTS-QSFP-Kit14: 400G	22
Compliance Testing:	17	Compliance Testing:	23
MLDCTS-OSFP-Kit10: 800G	17	MLDCTS-QSFP-Kit15: 400G	23
SFP	24	SFP-DD	30
Module Testing:	25	Module Testing:	31
MLDCTS-SFP-Kit16: 50G	25	MLDCTS-SFPDD-Kit21: 100G	31
MLDCTS-SFP-Kit17: 100G	26	MLDCTS-SFPDD-Kit 22: 200G	32
Port Testing:	27	Port Testing:	33
MLDCTS-SFP-Kit18: 50G	27	MLDCTS-SFPDD-Kit23: 100G	33
MLDCTS-SFP-Kit19: 100G	28	MLDCTS-SFPDD-Kit24: 200G	34
Compliance Testing:	29	Compliance Testing:	35
MLDCTS-SFP-Kit20: 100G	29	MLDCTS-SFPDD-Kit25: 800G	35
DSFP	36		
Compliance Testing:	37		
MLDCTS-DSFP-Kit26: 100G	37		

MODULE TESTING KITS:

MultiLane Module Testing Kits enable module vendors to validate their transceivers and passive/active cables, within a certain set of standards, with supporting speeds up to 400G and even 800G. Each module testing kit contains a Module Compliance Board, Analyzer, and loopbacks.


Module Compliance Boards:

These boards are used with any form of pluggable in their respective form factor. They serve to validate the compliance, signal transmission, and any other feature the pluggable has. They are also used to test the thermal capability of modules, as well as stress testing them to evaluate their output.

The Module Compliance Boards are accompanied with a comprehensive user interface.

MultiLane has developed a CMIS interface for QSFP-DD and OSFP products, and SFP, SFP-DD and QSFP have their own specific user interface. The UI includes, but is not limited to:

- I2C Access and R/W
- Customizable memory maps and access to module EEPROM
- Temperature, voltage, and current monitoring



Adapters and Analyzers: (ML4066 & ML4066-ANA)

Once the compliance of the module is validated, after making sure a clear input signal is followed by a clean output, and after confirming the I2C communication, the module vendor can take a closer look in analyzing the communication between their host, and module.

The adapter and analyzer are two boards which mate onto each other with a set of pin headers, and are accompanied with their own software, which:

- Analyzes I2C communication in 3 different modes
- Enables State Machine Testing
- Provides Access to the low speed and control signals
- Includes VCC monitoring
- Provides Access to module EEPROM, as well as customizable memory maps
- Monitors and visualizes I2C transactions and operations.

Loopbacks:

A loopback will loop the TX port back to the RX port. It also emulates the thermal capability of a transceiver. Every loopback is equipped with temperature sensors, and power spots that dissipate a specific amount of power. Module vendors can use the loopback to validate their test setup and to prepare their environment before inserting in and testing their module.

PORT TESTING KITS:

MultiLane Port Testing Kits enable system and host vendors to validate signal integrity and performance margin across all ports of their platforms, supporting speeds up to 400G and even 800G.

Port Testing Kits contain the following items: Host Compliance Boards, Adapters and Analyzers, and loopbacks.

Host Compliance Boards:

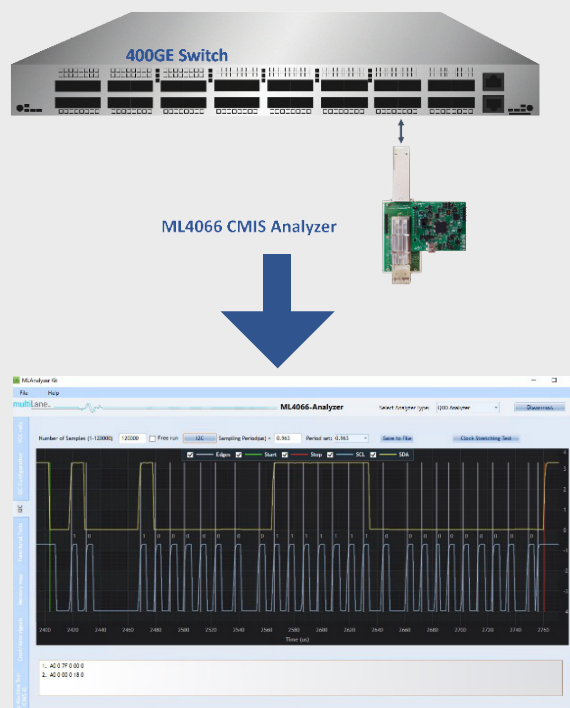
Host Compliance Boards or Breakout Boards, test the electrical paths of devices like switches, routers, or transponders. They ensure that the output signal of the host is clean enough.

Adapters and Analyzers: (ML4066 & ML4066-ANA)

Once the electrical paths of the system host ports are validated, the host vendor can take a closer look in analyzing the communication between their host, and module.

The adapter and analyzer are two boards which mate onto each other with a set of pin headers, and are accompanied with their own software, with the objective to and abilities to:

- Analyze I2C communication in 3 different modes
- State Machine Testing
- Access to the low speed and control signals
- VCC monitoring
- Access to module EEPROM, as well as customizable memory maps
- Monitor and visualize I2C transactions and operations.



Loopbacks:

A loopback will loop the TX port back to the RX port. It also emulates the thermal capability of a transceiver. Every loopback is equipped with power spots, which dissipate a specific amount of power. They are also equipped with temperature sensors.

The loopback enables system vendors to validate the ports within their system. A loopback allows you to confirm the validity of a port, by looping back the signal to itself. It will also set up the host to the correct environment with its' power dissipation and monitoring capabilities.

Active Loopbacks:

With the industry moving towards higher speeds, high loss ports require retiming to recover links. The Active Loopback is a DSP-based loopback module, supporting multiple chip vendors, which enables the retiming and equalization of host port signals. Its features include and are not limited to:

- PRBS Generator and Detector (BER Test)
- Validate port performance with an active device, equipped with better and improved performance.
- Advanced mode: TB
 - The Active Loopback supports our full BERT GUI (Bit Error Rate Tester GUI), for advanced BER, equalization and CMIS testing.



COMPLIANCE TESTING KITS:

112G/ lane Compliance testing made easier with our ML Compliance testing Kits.

- Module Compliance Boards
- Host Compliance Boards
- Loopbacks

Module Compliance Boards:

These boards are used with any form of pluggable in their respective form factor. They validate the compliance, signal transmission, and any other feature the pluggable has. They also test the thermal capability of modules and can stress test them to evaluate their output.

In compliance testing, MCBs are used to test transceivers against certain standards. MCBs can be connected to any instruments used in full compliance tests, like Bit Error Rate Testers (BERTs), or Digital Oscilloscopes (DSOs). They can be used to test the BER, provide an eye diagram, and perform any other tests as needed.

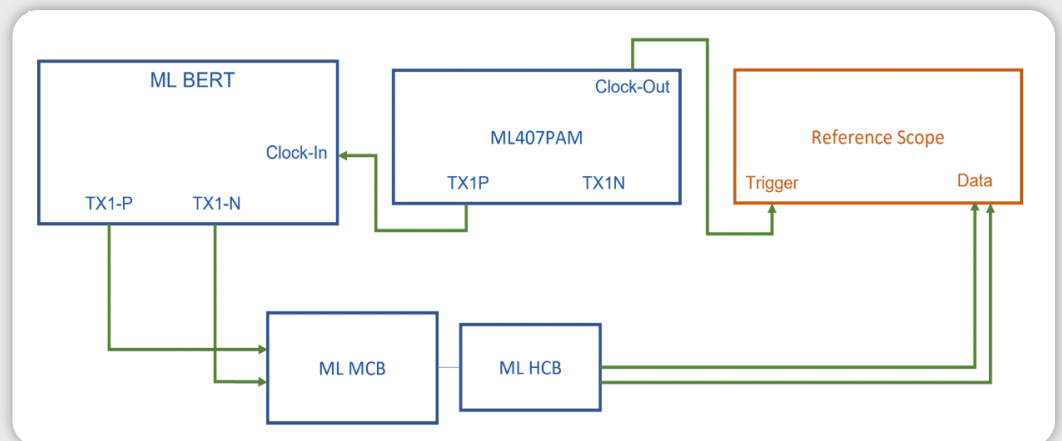
The MCB CMIS GUI is also used to read/write to the module EEPROM and configure the power settings, as well as validating the module's memory map compliance.

Host Compliance Boards:

Host Compliance Boards or Breakout Boards, test the electrical paths of devices like switches, routers, or transponders. They ensure that the output signal of the host is clean enough.

In compliance testing, HCBs are used for calibration: before inserting a DUT and beginning a test, users calibrate the whole set up according to the appropriate standards.

HCBs are also used to validate the TX side of the port and allows users to drive a stressed input signal through to the RX side.



Calibration Test Setup

Loopbacks:

A loopback loops the TX port back to the RX port. It also emulates the thermal capability of a transceiver. Every loopback is equipped with power spots, which dissipate a specific amount of power. They are also equipped with temperature sensors. A host vendor can use the loopback to validate their system and to prepare their environment before inserting in and testing other modules.

QSFP-DD

Module Testing



MLDCTS-QDD-Kit1: 400G



MLDCTS-QDD-Kit2: 800G

Port Testing



MLDCTS-QDD-Kit3: 400G



MLDCTS-QDD-Kit4: 800G

Compliance Testing

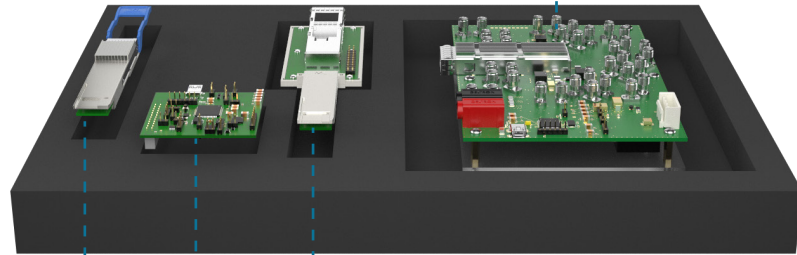


MLDCTS-QDD-Kit5: 800G

MLDCTS-QDD-KIT1: 400G

ML4062-MCB:

- Supports 8x28G NRZ and 8x56G PAM4
- All 8 channels come with matching trace length
- High performance signal integrity traces from 2.4-mm or 2.92-mm K connectors to QSFP-DD host connector
- On-board LEDs display MSA output alarm states
- On-board pin headers for MSA I/O control signals and I2C interface
- User friendly GUI, USB interface



ML4062-TL2a:

- Loops back TX & RX with good performance signal integrity traces
- MSA Compliant shell and latching mechanism
- Ten power spots, dissipating up to 23.4W
- Four temperature sensors
- I2C terminated by microcontroller, I2C slave compliant with MSA
- Implements MSA memory maps with programmable new pages
- CMIS compliant state machine

ML4066-QDD-ANA:

- USB Interface
- Windows based GUI and API Library
- Detection and measurement of host pull-up + pull-down resistors on low-speed signals
- VCC spectral noise analysis
- I2C Analyzer
- Functional tests
- CMIS state machine test

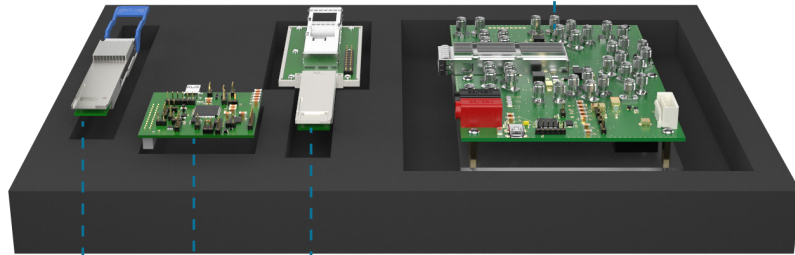
ML4066-QDD:

- Low insertion loss PCB traces
- Power pins and low speed signals are accessible via pin headers
- Ability to drive I2C from external pin headers, or connect I2C packet analyzer
- Ability to drive 3.3 V from external source for power supply margining
- Ability to break 3.3 V power from Host to module allowing voltage and current measurement

MLDCTS-QDD-KIT2: 800G

ML4062-MCB-112:

- Supports 8x56G NRZ and 8x112G PAM4
- All 8 channels come with matching trace length
- High performance signal integrity traces from 2.4-mm or 1.85-mm connectors to QSFP-DD112 host connector.
- On-board LEDs display MSA output alarm states
- On-board pin headers for MSA I/O control signals and I2C interface
- User friendly GUI, USB interface



ML4062-LB-112:

- Loops back TX & RX with good performance signal integrity traces
- MSA Compliant shell and latching mechanism
- Four power spots, dissipating up to 16W
- Four temperature sensors
- I2C terminated by microcontroller, I2C slave compliant with MSA
- Implements MSA memory maps with programmable new pages
- CMIS compliant state machine

ML4066-ANA-QDD:

- USB Interface
- Windows based GUI and API Library
- Detection and measurement of host pull-up + pull-down resistors on low-speed signals
- VCC spectral noise analysis
- I2C Analyzer
- Functional tests
- CMIS state machine test

ML4066-QDD:

- Low insertion loss PCB traces
- Power pins and low speed signals are accessible via pin headers
- Ability to drive I2C from external pin headers, or connect I2C packet analyzer
- Ability to drive 3.3 V from external source for power supply margining
- Ability to break 3.3 V power from Host to module allowing voltage and current measurement

MLDCTS-QDD-KIT3: 400G

ML4066-QDD:

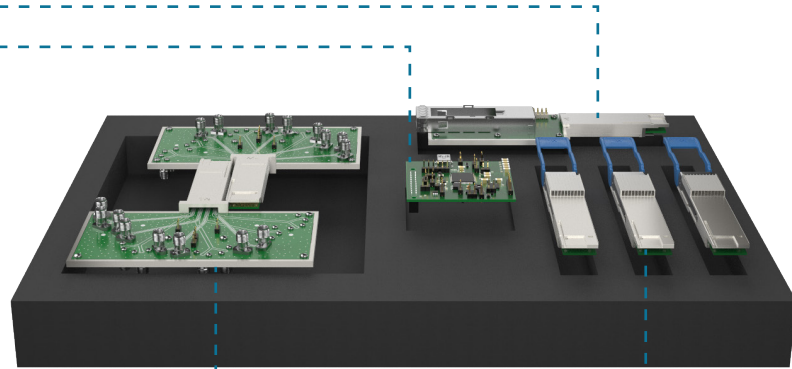
- Low insertion loss PCB traces
- Power pins and low speed signals are accessible via pin headers
- Ability to drive I2C from external pin headers, or connect I2C packet analyzer
- Ability to drive 3.3 V from external source for power supply margining
- Ability to break 3.3 V power from Host to module allowing voltage and current measurement

ML4066-ANA-QDD:

- USB Interface
- Windows based GUI and API Library
- Detection and measurement of host pull-up + pull-down resistors on low-speed signals
- VCC spectral noise analysis
- I2C Analyzer
- Functional tests
- CMIS state machine test

Optional: ML4062-ALB1-2A/B:

- Retiming and equalizing capabilities available
- MSA Compliant shell with latching mechanism
- Two temperature sensors
- I2C terminated by microcontroller, I2C slave compliant with MSA
- Implements MSA memory maps with programmable new pages
- CMIS compliant state machine
- Advanced mode: ThunderBert
 - Advanced BER testing
 - Advanced equalization
 - Advanced CMIS testing



ML4062-HCB1/2:

- Supports 4x28G NRZ and 4x56G PAM4
- High Performance signal integrity traces
- All channels come with matching trace length
- High speed signals accessible through 2.4-mm or 1.85-mm connectors
- 4 channels HCB1: Ch1, Ch2, Ch3, Ch4
- 4 channels HCB2: Ch5, Ch6, Ch7, Ch8

ML4062-TL2a:

- Loops back TX & RX with good performance signal integrity traces
- MSA Compliant shell and latching mechanism
- Ten power spots, dissipating up to 23.4W
- Four temperature sensors
- I2C terminated by microcontroller, I2C slave compliant with MSA
- Implements MSA memory maps with programmable new pages
- CMIS compliant state machine

MLDCTS-QDD-KIT4: 800G

ML4066-QDD:

- Low insertion loss PCB traces
- Power pins and low speed signals are accessible via pin headers
- Ability to drive I2C from external pin headers, or connect I2C packet analyzer
- Ability to drive 3.3 V from external source for power supply margining
- Ability to break 3.3 V power from Host to module allowing voltage and current measurement

ML4066-ANA-QDD:


- USB Interface
- Windows based GUI and API Library
- Detection and measurement of host pull-up + pull-down resistors on low-speed signals
- VCC spectral noise analysis
- I2C Analyzer
- Functional tests
- CMIS state machine test

ML4062-HCB1/2-112:

- Supports 4x56G NRZ and 4x112G PAM4
- High Performance signal integrity traces
- All channels come with matching trace length
- High speed signals accessible through 2.4-mm or 1.85-mm connectors
- 4 channels HCB1: Ch1, Ch2, Ch3, Ch4
- 4 channels HCB2: Ch5, Ch6, Ch7, Ch8

Additional Loopback: ML4062-LB2a-6dB/9dB:

- Loops back TX to RX on all 8 ports
- Loss Target Loopbacks with 6 dB and 9 dB attenuation at 26 GHz to emulate specific DAC loss profiles
- Four thermal spots, dissipating up to 30W
- Four temperature sensors



ML4062-LB-112:

- Loops back TX & RX with good performance signal integrity traces
- MSA Compliant shell and latching mechanism
- Four thermal spots, dissipating up to 16W
- Four temperature sensors
- I2C terminated by microcontroller, I2C slave compliant with MSA
- Implements MSA memory maps with programmable new pages
- CMIS compliant state machine

ML4062-ALB1-2A/B-112:

- Retiming and equalizing capabilities available
- MSA Compliant shell with latching mechanism
- Two temperature sensors
- I2C terminated by microcontroller, I2C slave compliant with MSA
- Implements MSA memory maps with programmable new pages
- CMIS compliant state machine


Optional Feature

- Advanced mode: ThunderBert
 - Advanced BER testing
 - Advanced equalization
 - Advanced CMIS testing

MLDCTS-QDD-KIT5: 800G

ML4062-MCB-112:

- Supports 8x56G NRZ and 8x112G PAM4
- All 8 channels come with matching trace length
- High performance signal integrity traces from 2.4-mm or 1.85-mm connectors to QSFP-DD112 host connector
- On-board LEDs display MSA output alarm states
- On-board buttons/jumpers for MSA I/O control signals and I2C interface
- User friendly GUI, USB interface



ML4062-LB-112:


- Loops back TX & RX with good performance signal integrity traces
- MSA Compliant shell and latching mechanism
- Four thermal spots, dissipating up to 16W
- Four temperature sensors
- I2C terminated by microcontroller, I2C slave compliant with MSA
- Implements MSA memory maps with programmable new pages
- CMIS compliant state machine

ML4062-HCB1/2-112:

- Supports 4x56G NRZ and 4x112G PAM4
- High Performance signal integrity traces
- All channels come with matching trace length
- High speed signals accessible through 2.4-mm or 1.85-mm connectors
- 4 channels HCB1: Ch1, Ch2, Ch3, Ch4
- 4 channels HCB2: Ch5, Ch6, Ch7, Ch8

OSFP

Module Testing



MLDCTS-OSFP-Kit6: 400G



MLDCTS-OSFP-Kit7: 800G

Port Testing



MLDCTS-OSFP-Kit8: 400G



MLDCTS-OSFP-Kit9: 800G

Compliance Testing




MLDCTS-OSFP-Kit10: 800G

MLDCTS-OSFP-KIT6: 400G

ML4064-LB:

- Loops back TX & RX with good performance signal integrity traces
- MSA Compliant shell with latching mechanism
- Nine thermal spots, dissipating up to 16W
- Two temperature sensors
- I2C Terminated by microcontroller, I2C slave compliant with MSA
- Implements MSA Memory Map with programmable new pages
- CMIS compliant state machine



ML4064-MCB:

- Supports 8x28G NRZ and 8x56G PAM4
- All 8 channels come with matching trace length
- High performance signal integrity traces from 2.92-mm or 2.4-mm K connectors to OSFP host connector
- On board LEDs display MSA output alarm states
- On board pin headers for MSA I/O control signals and I2C interface
- User friendly GUI, USB interface

ML4066-OSFP:

- Low insertion loss PCB traces
- Power pins and low speed signals are accessible via pin headers
- Ability to drive I2C from external pin headers, or connect I2C packet analyzer
- Ability to drive 3.3 V from external source for power supply margining
- Ability to break 3.3 V power from Host to module allowing voltage and current measurement

ML4066-ANA-OSFP:

- USB Interface
- Windows based GUI and API Library
- Detection and measurement of host pull-up + pull-down resistors on low-speed signals
- VCC spectral noise analysis
- I2C Analyzer
- Functional tests
- CMIS state machine test

MLDCTS-OSFP-KIT7: 800G

ML4064-LB-112:

- Loops back TX & RX with good performance SI Traces
- MSA Compliant Shell with latching mechanism
- Four thermal spots, dissipating up to 17.5W
- Two temperature sensors
- I2C Terminated by microcontroller, I2C slave compliant with MSA
- Implements MSA Memory Map with programmable new pages
- CMIS compliant state machine

ML4064-MCB-112:


- Supports 8x56G NRZ and 8x112G PAM4
- All 8 channels come with matching trace length
- High performance signal integrity traces from 2.4-mm or 1.85-mm connectors to OSFP112 host connector
- On board LEDs display MSA output alarm states
- On board pin headers for MSA I/O control signals and I2C interface
- User friendly GUI, USB interface

ML4066-OSFP:

- Low insertion loss PCB traces
- Power pins and low speed signals are accessible via pin headers
- Ability to drive I2C from external pin headers, or connect I2C packet analyzer
- Ability to drive 3.3 V from external source for power supply margining
- Ability to break 3.3 V power from Host to module allowing voltage and current measurement

ML4066-ANA-OSFP:

- USB Interface
- Windows based GUI and API Library
- Detection and measurement of host pull-up + pull-down resistors on low-speed signals
- VCC spectral noise analysis
- I2C Analyzer
- Functional tests
- CMIS state machine test



MLDCTS-OSFP-KIT8: 400G

ML4066-OSFP:


- Low insertion loss PCB traces
- Power pins and low speed signals are accessible via pin headers
- Ability to drive I2C and I_s signals from external pin headers, or connect I2C packet analyzer
- Ability to drive 3.3 V from external source for power supply margining
- Ability to break 3.3 V power from Host to module allowing voltage and current measurement

ML4066-ANA-OSFP:

- Windows based GUI and API Library, USB interface
- Detection and measurement of host pull-up + pull-down resistors on low-speed signals
- VCC measurement capability
- I2C Analyzer, I2C stressing
- Functional tests
- CMIS state machine test

Optional: ML4064-ALB2-56:

- Retiming and equalizing capabilities available
- MSA Compliant shell with latching mechanism
- Two temperature sensors
- I2C terminated by microcontroller, I2C slave compliant with MSA
- Implements MSA memory maps with programmable new pages
- CMIS compliant state machine
- Advanced mode: ThunderBert
 - Advanced BER testing
 - Advanced equalization
 - Advanced CMIS testing



ML4064-HCB:

- Supports 8x28G NRZ and 8x56G PAM4
- High performance signal integrity traces
- All 8 channels come with matching trace length
- High speed signals accessible through 2.4-mm or 1.85-mm connectors
- 8 channels: 8 TX and the corresponding 8 RX

ML4064-LB:

- Loops back TX & RX with good performance signal integrity traces
- MSA Compliant shell with latching mechanism
- Nine thermal spots, dissipating up to 16W
- Two temperature sensors
- I2C Terminated by microcontroller, I2C slave compliant with MSA
- Implements MSA Memory Map with programmable new pages
- CMIS compliant state machine

MLDCTS-OSFP-KIT9: 800G

ML4066-OSFP:

- Low insertion loss PCB traces
- Power pins and low speed signals are accessible via pin headers
- Ability to drive I2C from external pin headers, or connect I2C packet analyzer
- Ability to drive 3.3 V from external source for power supply margining
- Ability to break 3.3 V power from Host to module allowing voltage and current measurement

ML4066-ANA-OSFP:


- USB Interface
- Windows based GUI and API Library
- Detection and measurement of host pull-up + pull-down resistors on low speed signals
- VCC spectral noise analysis
- I2C Analyzer
- Functional tests
- CMIS state machine test

ML4064-ALB2-112:

- Retiming and equalizing capabilities available
- MSA Compliant shell with latching mechanism
- Two temperature sensors
- I2C terminated by microcontroller, I2C slave compliant with MSA
- Implements MSA memory maps with programmable new pages
- CMIS compliant state machine

Optional Feature

- Advanced mode: ThunderBert
 - Advanced BER testing
 - Advanced equalization
 - Advanced CMIS testing



ML4064-HCB-112:

- Supports 8x56G NRZ and 8x112G PAM4
- High performance signal integrity traces
- All 8 channels come with matching trace length
- High speed signals accessible through 2.4-mm or 1.85-mm connectors
- 8 channels: 8 TX and the corresponding 8 RX


ML4064-LB-112:

- Loops back TX & RX with good performance SI Traces
- MSA Compliant Shell with latching mechanism
- Four thermal spots, dissipating up to 17.5W
- Two temperature sensors
- I2C Terminated by microcontroller, I2C slave compliant with MSA
- Implements MSA Memory Map with programmable new pages
- CMIS compliant state machine

MLDCTS-OSFP-KIT10: 800G

ML4064-HCB-112:

- Supports 8x112G
- High performance signal integrity traces
- All 8 channels come with matching trace length
- High speed signals accessible through 2.4-mm or 1.85-mm connectors
- 8 channels: 8 TX and the corresponding 8 RX



ML4064-MCB-112:

- Supports 8x56G NRZ and 8x112G PAM4
- All 8 channels come with matching trace length
- High performance signal integrity traces from 2.4-mm or 1.85-mm connectors to OSFP112 host connector
- On board LEDs display MSA output alarm states
- On board pin headers for MSA I/O control signals and I2C interface
- User friendly GUI, USB interface

ML4064-LB-112:

- Loops back TX & RX with good performance SI Traces
- MSA Compliant Shell with latching mechanism
- Four thermal spots, dissipating up to 17.5W
- Two temperature sensors
- I2C Terminated by microcontroller, I2C slave compliant with MSA
- Implements MSA Memory Map with programmable new pages
- CMIS compliant state machine

QSFP

Module Testing



MLDCTS-QSFP-Kit11: 200G



MLDCTS-QSFP-Kit12: 400G

Port Testing



MLDCTS-QSFP-Kit13: 200G



MLDCTS-QSFP-Kit14: 400G

Compliance Testing




MLDCTS-QSFP-Kit15: 400G

MLDCTS-QSFP-KIT11: 200G

ML4066-QSFP:

- Low insertion loss PCB traces
- Power pins and low speed signals are accessible via pin headers
- Ability to drive I2C from external pin headers, or connect I2C packet analyzer
- Ability to drive 3.3 V from external source for power supply margining
- Ability to break 3.3 V power from Host to module allowing voltage and current measurement



ML4066-ANA-QSFP:

- USB Interface
- Windows based GUI and API Library
- Detection and measurement of host pull-up + pull-down resistors on low-speed signals
- VCC spectral noise analysis
- I2C Analyzer
- Functional tests
- SFF/CMIS state machine test

ML4002-56:

- Loops back TX & RX with good performance signal integrity traces
- MSA Compliant shell with latching mechanism
- Three power spots, dissipating up to 5 W
- One temperature sensor
- I2C terminated by microcontroller, I2C slave compliant with MSA
- Implements MSA memory maps with programmable new pages
- SFF/CMIS Compliant state machine


ML4041K-MCB:

- Supports 4x28G NRZ and 4x56G PAM4
- All 4 channels come with matching trace length
- High performance signal integrity traces from 2.92-mm K connectors to QSFP host connector
- On board LEDs display MSA output alarm states
- On board pin headers for MSA I/O control signals and I2C interface
- User friendly GUI, USB interface

MLDCTS-QSFP-KIT12: 400G

ML4066-QSFP:

- Low insertion loss PCB traces
- Power pins and low speed signals are accessible via pin headers
- Ability to drive I2C from external pin headers, or connect I2C packet analyzer
- Ability to drive 3.3 V from external source for power supply margining
- Ability to break 3.3 V power from Host to module allowing voltage and current measurement



ML4066-ANA-QSFP:

- USB Interface
- Windows based GUI and API Library
- Detection and measurement of host pull-up + pull-down resistors on low-speed signals
- VCC spectral noise analysis
- I2C Analyzer
- Functional tests
- SFF/CMIS state machine test

ML4002-112:

- Loops back TX & RX with good performance signal integrity traces
- MSA Compliant shell with latching mechanism
- Three power spots, dissipating up to 7 W
- One temperature sensor
- I2C terminated by microcontroller, I2C slave compliant with MSA
- Implements MSA memory maps with programmable new pages
- SFF/ CMIS Compliance

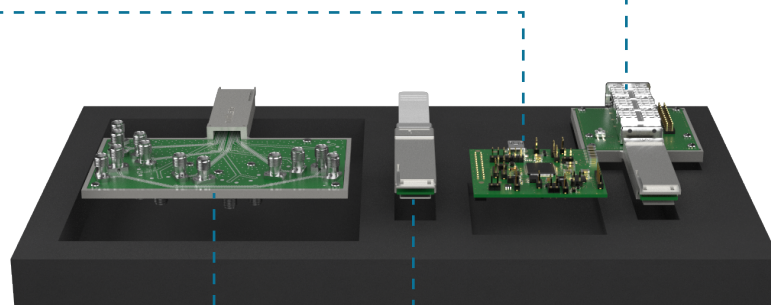
ML4041-MCB-112:

- Supports 4x56G NRZ and 4x112G PAM4
- All 4 channels come with matching trace length
- High performance signal integrity traces from 2.4-mm or 1.85-mm connectors to QSFP112 host connector
- On board LEDs display MSA output alarm states
- On board pin headers for MSA I/O control signals and I2C interface
- User friendly GUI, USB interface

MLDCTS-QSFP-KIT13: 200G

ML4066-QSFP:

- Low insertion loss PCB traces
- Power pins and low speed signals are accessible via pin headers
- Ability to drive I2C from external pin headers, or connect I2C packet analyzer
- Ability to drive 3.3 V from external source for power supply margining
- Ability to break 3.3 V power from Host to module allowing voltage and current measurement



ML4066-ANA-QSFP:

- USB Interface
- Windows based GUI and API Library
- Detection and measurement of host pull-up + pull-down resistors on low-speed signals
- VCC spectral noise analysis
- I2C Analyzer
- Functional tests
- SFF/CMIS state machine test

ML4020K-HCB:

- Supports 4x28G NRZ and 4x56G PAM4
- High performance signal integrity traces
- All channels come with matching trace length
- High speed signals accessible through 2.4-mm or 1.85-mm connectors
- 4 channels: 4 TX and the corresponding 4 RX

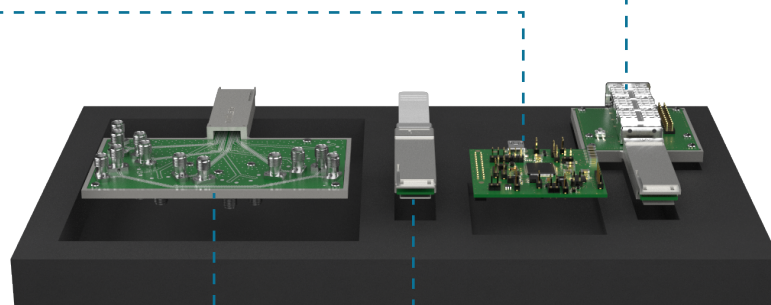
ML4002-56:

- Loops back TX & RX with good performance signal integrity traces
- MSA Compliant shell with latching mechanism
- Three power spots, dissipating up to 5 W
- One temperature sensor
- I2C terminated by microcontroller, I2C slave compliant with MSA
- Implements MSA memory maps with programmable new pages
- SFF/CMIS Compliant state machine

MLDCTS-QSFP-KIT14: 400G

ML4066-QSFP:

- Low insertion loss PCB traces
- Power pins and low speed signals are accessible via pin headers
- Ability to drive I2C from external pin headers, or connect I2C packet analyzer
- Ability to drive 3.3 V from external source for power supply margining
- Ability to break 3.3 V power from Host to module allowing voltage and current measurement



ML4066-ANA-QSFP:

- USB Interface
- Windows based GUI and API Library
- Detection and measurement of host pull-up + pull-down resistors on low-speed signals
- VCC spectral noise analysis
- I2C Analyzer
- Functional tests
- SFF/CMIS state machine test

ML4020-HCB-112:

- Supports 4x56G NRZ and 4x112G PAM4
- High performance signal integrity traces
- All channels come with matching trace length
- High speed signals accessible through 2.4-mm or 1.85-mm connectors
- 4 channels: 4 TX and the corresponding 4 RX


ML4002-112:

- Loops back TX & RX with good performance signal integrity traces
- MSA Compliant shell with latching mechanism
- Three power spots, dissipating up to 7 W
- One temperature sensor
- I2C terminated by microcontroller, I2C slave compliant with MSA
- Implements MSA memory maps with programmable new pages
- SFF/CMIS Compliant state machine

MLDCTS-QSFP-KIT15: 400G

ML4002-112:

- Loops back TX & RX with good performance signal integrity traces
- MSA Compliant shell with latching mechanism
- Three power spots, dissipating up to 7 W
- One temperature sensor
- I2C terminated by microcontroller, I2C slave compliant with MSA
- Implements MSA memory maps with programmable new pages
- SFF/CMIS Compliant state machine



ML4020-HCB-112:

- Supports 4x56G NRZ and 4x112G PAM4
- High performance signal integrity traces
- All channels come with matching trace length
- High speed signals accessible through 2.4-mm or 1.85-mm connectors
- 4 channels: 4 TX and the corresponding 4 RX

ML4041-MCB-112:

- Supports 4x56G NRZ and 4x112G PAM4
- All 4 channels come with matching trace length
- High performance signal integrity traces from 2.4-mm or 1.85-mm connectors to QSFP112 host connector
- On board LEDs display MSA output alarm states
- On board pin headers for MSA I/O control signals and I2C interface
- User friendly GUI, USB interface

SFP

Module Testing



MLDCTS-SFP-Kit16: 50G



MLDCTS-SFP-Kit17: 100G

Port Testing



MLDCTS-SFP-Kit18: 50G



MLDCTS-SFP-Kit19: 100G

Compliance Testing



MLDCTS-SFP-Kit20: 100G

MLDCTS-SFP-KIT16: 50G

ML4024-MCB:

- Supports 28G NRZ
- Channel comes with matching trace length
- High performance signal integrity traces from 2.92-mm connector to SFP host connector
- On board LEDs display MSA output alarm states
- On board pin headers for MSA I/O control signals and I2C interface
- User friendly GUI, USB interface

ML4026-28-0db:

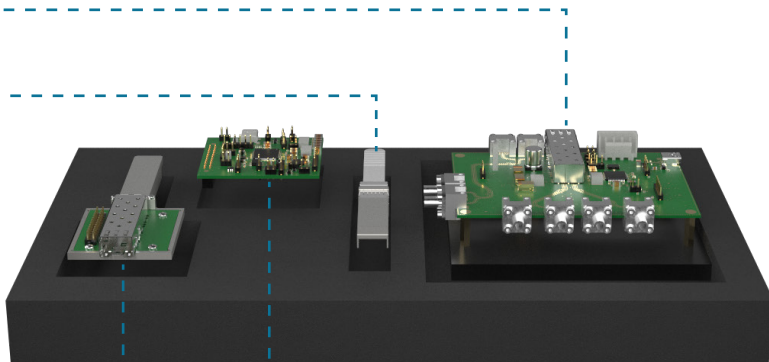
- Loops back TX & RX with good performance signal integrity traces
- MSA compliant shell with latching mechanism
- Six power spots, dissipating up to 2W
- One temperature sensor
- I2C terminated by microcontroller, I2C slave compliant with MSA
- Implements MSA memory maps with programmable new pages
- SFF Compliant state machine

ML4066-SFP:

- Low insertion loss PCB traces
- Power pins and low speed signals are accessible via pin headers
- Ability to drive I2C from external pin headers, or connect I2C packet analyzer
- Ability to drive 3.3 V from external source for power supply margining
- Ability to break 3.3 V power from Host to module allowing voltage and current measurement

ML4066-ANA-SFP:

- USB Interface
- Windows based GUI and API Library
- Detection and measurement of host pull-up + pull-down resistors on low-speed signals
- VCC spectral noise analysis
- I2C Analyzer
- Functional tests
- SFF state machine test



MLDCTS-SFP-KIT17: 100G

ML4024-MCB-112:

- Supports 56G NRZ and 112G PAM4
- Channel comes with matching trace length
- High performance signal integrity traces from 1.85-mm or 2.92-mm connector to SFP112 host connector
- On board LEDs display MSA output alarm states
- On board pin headers for MSA I/O control signals and I2C interface
- User friendly GUI, USB interface

ML4026-112:

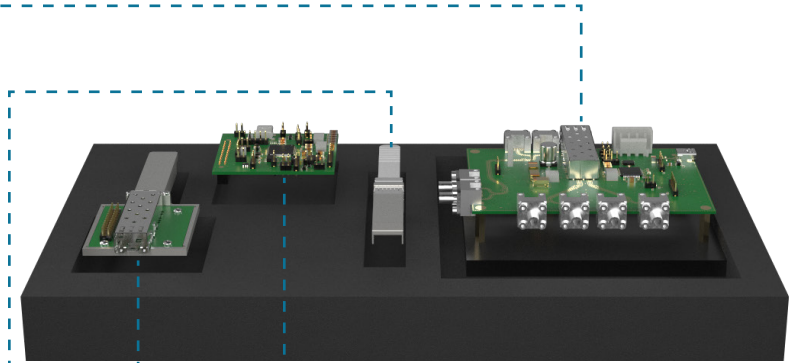
- Loops back TX & RX with good performance signal integrity traces
- MSA compliant shell with latching mechanism
- Two power spots, dissipating up to 2W
- One temperature sensor
- I2C terminated by microcontroller, I2C slave compliant with MSA
- Implements MSA memory maps with programmable new pages
- SFF Compliant state machine

ML4066-SFP:

- Low insertion loss PCB traces
- Power pins and low speed signals are accessible via pin headers
- Ability to drive I2C from external pin headers, or connect I2C packet analyzer
- Ability to drive 3.3 V from external source for power supply margining
- Ability to break 3.3 V power from Host to module allowing voltage and current measurement

ML4066-ANA-SFP:

- USB Interface
- Windows based GUI and API Library
- Detection and measurement of host pull-up + pull-down resistors on low-speed signals
- VCC spectral noise analysis
- I2C Analyzer
- Functional tests
- SFF state machine test



MLDCTS-SFP-KIT18: 50G

ML4066-ANA-SFP:

- USB Interface
- Windows based GUI and API Library
- Detection and measurement of host pull-up + pull-down resistors on low-speed signals
- VCC spectral noise analysis
- I2C Analyzer
- Functional tests
- SFF state machine test

ML4066-SFP:

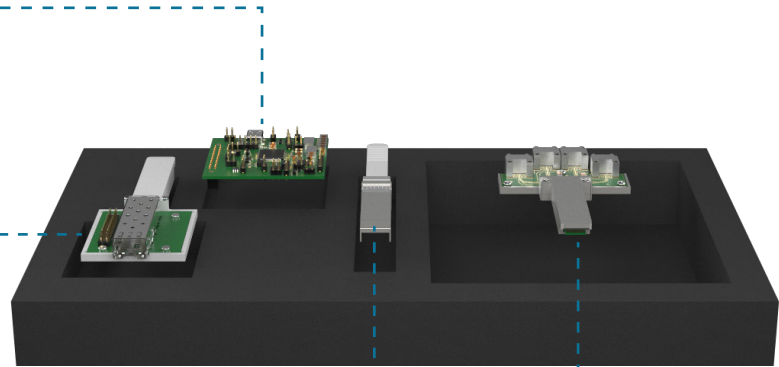
- Low insertion loss PCB traces
- Power pins and low speed signals are accessible via pin headers
- Ability to drive I2C from external pin headers, or connect I2C packet analyzer
- Ability to drive 3.3 V from external source for power supply margining
- Ability to break 3.3 V power from Host to module allowing voltage and current measurement

ML4026-28-0db:

- Loops back TX & RX with good performance signal integrity traces
- MSA compliant shell with latching mechanism
- Six power spots, dissipating up to 2W
- One temperature sensor
- I2C terminated by microcontroller, I2C slave compliant with MSA
- Implements MSA memory maps with programmable new pages
- SFF Compliant state machine

ML4023-HCB:

- Supports 28G NRZ
- High Performance signal integrity traces
- Matching trace length
- High speed signals accessible through 2.92-mm K connectors
- 1 channel: TX and the corresponding RX



MLDCTS-SFP-KIT19: 100G

ML4066-ANA-SFP:

- USB Interface
- Windows based GUI and API Library
- Detection and measurement of host pull-up + pull-down resistors on low-speed signals
- VCC spectral noise analysis
- I2C Analyzer
- Functional tests
- SFF Compliance

ML4066-SFP:

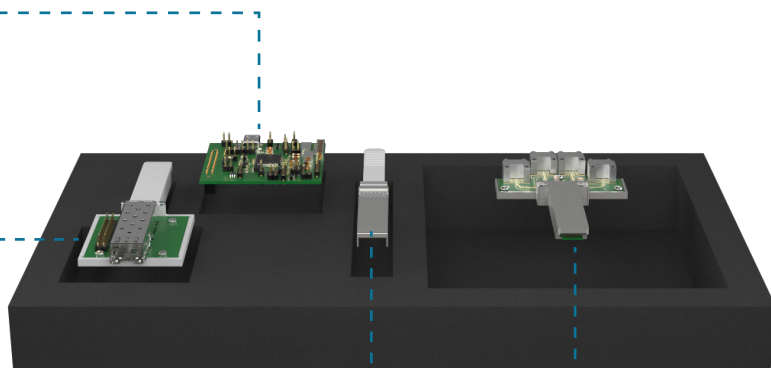
- Low insertion loss PCB traces
- Power pins and low speed signals are accessible via pin headers
- Ability to drive I2C from external pin headers, or connect I2C packet analyzer
- Ability to drive 3.3 V from external source for power supply margining
- Ability to break 3.3 V power from Host to module allowing voltage and current measurement

ML4026-112:

- Loops back TX & RX with good performance signal integrity traces
- MSA compliant shell with latching mechanism
- Two power spots, dissipating up to 2W
- One temperature sensor
- I2C terminated by microcontroller, I2C slave compliant with MSA
- Implements MSA memory maps with programmable new pages
- SFF Compliant state machine

ML4023-HCB-112:


- Supports 56G NRZ and 112G PAM4
- High performance signal integrity trace
- Matching trace length
- High speed signals accessible through 2.4-mm or 1.85-mm connectors to SFP112 host connector
- 1 channel: TX and the corresponding RX



MLDCTS-SFP-KIT20: 100G

ML4026-112:

- Loops back TX & RX with good performance signal integrity traces
- MSA compliant shell with latching mechanism
- Two power spots, dissipating up to 2W
- One temperature sensor
- I2C terminated by microcontroller, I2C slave compliant with MSA
- Implements MSA memory maps with programmable new pages
- SFF Compliant state machine



ML4023-HCB-112:

- Supports 56G NRZ and 112G PAM4
- High performance signal integrity trace
- Matching trace length
- High speed signals accessible through 2.4-mm or 1.85-mm connectors
- 1 channel: TX and the corresponding RX

ML4024-MCB-112:

- Supports 56G NRZ and 112G PAM4
- TX and RX channel comes with matching trace length
- High speed signals accessible through 1.85-mm or 2.92-mm connectors to SFP112 host connector
- On board LEDs display MSA output alarm states
- On board pin headers for MSA I/O control signals and I2C interface
- User friendly GUI, USB interface

SFP-DD

Module Testing



MLDCTS-SFPDD-Kit21: 100G



MLDCTS-SFPDD-Kit22: 200G

Port Testing



MLDCTS-SFPDD-Kit23: 100G



MLDCTS-SFPDD-Kit24: 200G

Compliance Testing



MLDCTS-SFPDD-Kit25: 200G

MLDCTS-SFPDD-KIT21: 100G

ML4066-ANA-SFPDD:

- USB Interface
- Windows based GUI and API Library
- Detection and measurement of host pull-up + pull-down resistors on low-speed signals
- VCC spectral noise analysis
- I2C Analyzer
- Functional tests
- MIS/CMIS state machine test

ML4066-SFPDD:

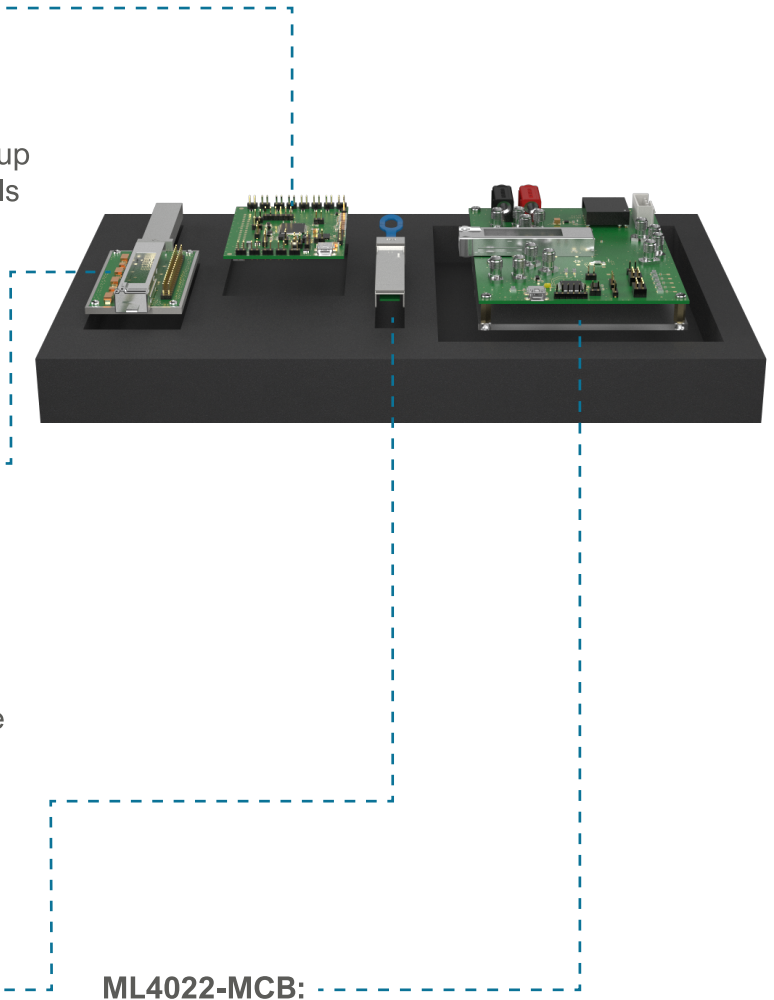
- Low insertion loss PCB traces
- Power pins and low speed signals are accessible via pin headers
- Ability to drive I2C from external pin headers, or connect I2C packet analyzer
- Ability to drive 3.3 V from external source for power supply margining
- Ability to break 3.3 V power from Host to module allowing voltage and current measurement

ML4022-LB:

- Loops back TX & RX with good performance signal integrity traces
- MSA compliant shell with latching mechanism
- Four power spots, dissipating up to 4.96 W
- One temperature sensor
- I2C terminated by microcontroller, I2C slave compliant with MSA
- Implements MSA memory maps with programmable new pages
- MIS/CMIS Compliant state machine

ML4022-MCB:

- Supports 2x28G NRZ and 2x56G PAM4
- All channels come with matching trace length
- High speed signals accessible through 1.85-mm or 2.92-mm connectors to SFP-DD host connector
- On board LEDs display MSA output alarm states
- On board pin headers for MSA I/O control signals and I2C interface
- User Friendly GUI and USB interface



MLDCTS-SFPDD-KIT22: 200G

ML4066-ANA-SFPDD:

- USB Interface
- Windows based GUI and API Library
- Detection and measurement of host pull-up + pull-down resistors on low-speed signals
- VCC spectral noise analysis
- I2C Analyzer
- Functional tests
- MIS/CMIS state machine test

ML4066-SFPDD:

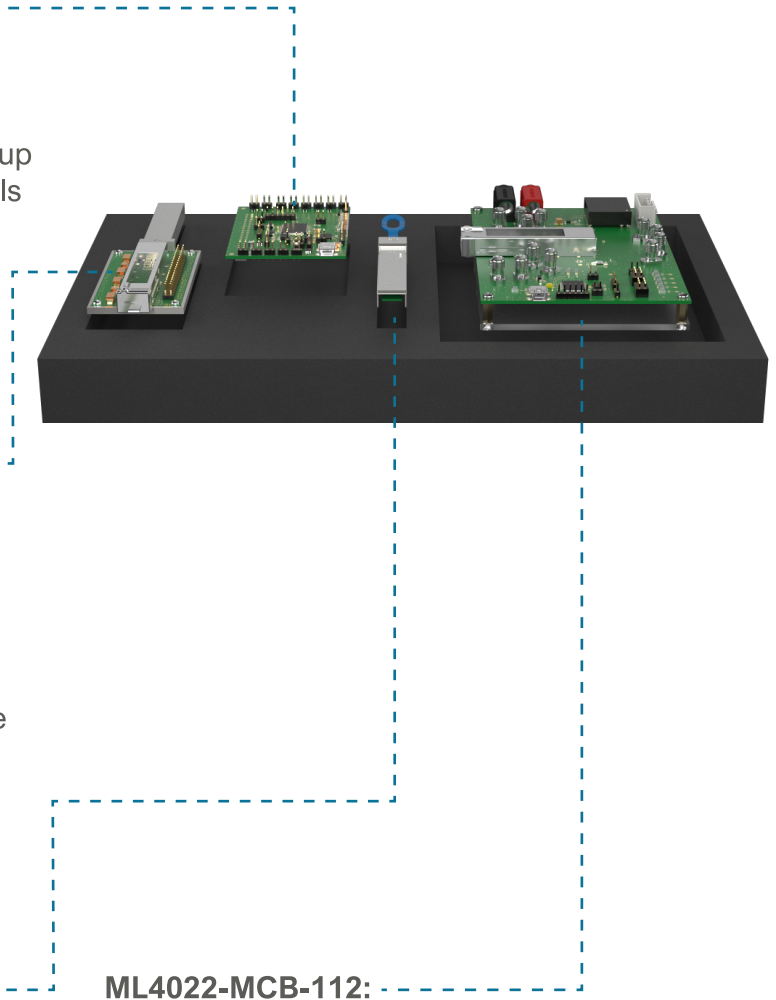
- Low insertion loss PCB traces
- Power pins and low speed signals are accessible via pin headers
- Ability to drive I2C from external pin headers, or connect I2C packet analyzer
- Ability to drive 3.3 V from external source for power supply margining
- Ability to break 3.3 V power from Host to module allowing voltage and current measurement

ML4022-LB:

- Loops back TX & RX with good performance signal integrity traces
- MSA compliant shell with latching mechanism
- Four power spots, dissipating up to 4.96 W
- One temperature sensor
- I2C terminated by microcontroller, I2C slave compliant with MSA
- Implements MSA memory maps with programmable new pages
- MIS/CMIS Compliant state machine

ML4022-MCB-112:

- Supports 2x56G NRZ and 2x112G PAM4
- All channels come with matching trace length
- High performance signal integrity traces from 2.4-mm connectors to SFP-DD112 host connector
- On board LEDs display MSA output alarm states
- On board pin headers for MSA I/O control signals and I2C interface
- User Friendly GUI and USB interface



MLDCTS-SFPDD-KIT23: 100G

ML4022-LB:

- Loops back TX & RX with good performance signal integrity traces
- MSA compliant shell with latching mechanism
- Four power spots, dissipating up to 4.96 W
- One temperature sensor
- I2C terminated by microcontroller, I2C slave compliant with MSA
- Implements MSA memory maps with programmable new pages
- MIS/CMIS Compliant state machine

ML4022-HCB:


- Supports 2x28G NRZ and 2x56G PAM4
- High Performance signal integrity traces
- High-speed signals accessible through 2.92-mm K connectors
- 2 channels: 2 TX and the corresponding 2 RX

ML4066-ANA-SFPDD:

- USB Interface
- Windows based GUI and API Library
- Detection and measurement of host pull-up + pull-down resistors on low-speed signals
- VCC spectral noise analysis
- I2C Analyzer
- Functional tests
- MIS/CMIS state machine test

ML4066-SFPDD:

- Low insertion loss PCB traces
- Power pins and low speed signals are accessible via pin headers
- Ability to drive I2C from external pin headers, or connect I2C packet analyzer
- Ability to drive 3.3 V from external source for power supply margining
- Ability to break 3.3 V power from Host to module allowing voltage and current measurement



MLDCTS-SFPDD-KIT24: 200G

ML4022-LB:

- Loops back TX & RX with good performance signal integrity traces
- MSA compliant shell with latching mechanism
- Four power spots, dissipating up to 4.96 W
- One temperature sensor
- I2C terminated by microcontroller, I2C slave compliant with MSA
- Implements MSA memory maps with programmable new pages
- MIS/CMIS Compliant state machine

ML4022-HCB-112:


- Supports 2x56G NRZ and 2x112G PAM4
- High Performance signal integrity traces
- High-speed signals accessible through 2.92-mm K connectors
- 2 channels: 2 TX and the corresponding 2 RX

ML4066-ANA-SFPDD:

- USB Interface
- Windows based GUI and API Library
- Detection and measurement of host pull-up + pull-down resistors on low-speed signals
- VCC spectral noise analysis
- I2C Analyzer
- Functional tests
- MIS/CMIS state machine test

ML4066-SFPDD:


- Low insertion loss PCB traces
- Power pins and low speed signals are accessible via pin headers
- Ability to drive I2C from external pin headers, or connect I2C packet analyzer
- Ability to drive 3.3 V from external source for power supply margining
- Ability to break 3.3 V power from Host to module allowing voltage and current measurement



MLDCTS-SFPDD-KIT25: 200G

ML4022-MCB-112:

- Supports 2x56G NRZ and 2x112G PAM4
- All channels come with matching trace length
- High performance signal integrity traces from 2.4-mm connectors to SFP-DD112 host connector
- On board LEDs display MSA output alarm states
- On board pin headers for MSA I/O control signals and I2C interface
- User Friendly GUI and USB interface



ML4022-LB:

- Loops back TX & RX with good performance signal integrity traces
- MSA compliant shell with latching mechanism
- Four power spots, dissipating up to 4.96 W
- One temperature sensor
- I2C terminated by microcontroller, I2C slave compliant with MSA
- Implements MSA memory maps with programmable new pages
- MIS/CMIS state machine test

ML4022-HCB-112:

- Supports 2x56G NRZ and 2x112G PAM4
- High Performance signal integrity traces
- High-speed signals accessible through 2.92-mm K connectors
- 2 channels: 2 TX and the corresponding 2 RX

DSFP

**Compliance
Testing**




MLDCS-DSFP-Kit26: 100G

MLDCTS-DSFP-KIT26: 200G

ML4019-MCB:

- Supports 2x28G NRZ and 2x56G PAM4
- All channels come with matching trace length
- High performance signal integrity traces from 2.92-mm K connectors to DSFP host connector
- On board LEDs display MSA output alarm states
- On board pin headers for MSA I/O control signals and I2C interface
- User Friendly GUI and USB interface



ML4019-LB-56-3.5W:

- Loops back TX & RX with good performance signal integrity traces
- MSA compliant shell with latching mechanism
- Four power spots, dissipating up to 3.5 W
- Two temperature sensors
- I2C terminated by microcontroller, I2C slave compliant with MSA
- Implements MSA memory maps with programmable new pages
- CMIS state machine test

ML4019-HCB:

- Supports 2x28G NRZ and 2x56G PAM4
- High Performance signal integrity traces
- High-speed signals accessible through 2.92-mm K connectors
- 2 channels: 2 TX and the corresponding 2 RX

multiLane



For technical info
fae@multilaneinc.com

For sales support
sales@multilaneinc.com

Follow Us



multilaneinc.com